

**Shareholding Pattern under Regulation 31 of SEBI (Listing Obligations and Disclosure Requirements) Regulations, 2015**

1.	Name of Listed Entity: <b>JAYPEE INFRATECH LIMITED</b>
2.	Scrip Code/Name of Scrip/Class of Security: <b>BSE- 533207,NSE- JPINFRATEC; Jaypee Infratech Limited; Equity (Class X)</b>
3.	Share Holding Pattern Filed under: <b>Reg. 31(1)(e)/Reg.31(1)(b)/Reg-31(1)(e)</b>
	a. if under 31(1)(b) then indicate the <b>report for quarter ended 31.03.2017</b>
	b. if under 31(1)(c) then indicate date of allotment/extinguishment: <b>N.A</b>

4. **Declaration :** The Listed entity is required to submit the following declaration to the extent of submission of information:

	Particulars	YES*	NO*
a	Whether the Listed Entity has issued any partly paid up shares?		No
b	Whether the Listed Entity has issued any Convertible Securities or Warrants?		No
c	Whether the Listed Entity has any shares against which depository receipts are issued?		No
d	Whether the Listed Entity has any shares in locked-in?		No
e	Whether any shares held by promoters are pledge or otherwise encumbered?	Yes	

\*if the Listed Entity selects the option 'NO' for the questions above, the columns for the partly paid up shares, Outstanding Convertible Securities/Warrants, depository receipts, locked-in shares, No of shares pledged or otherwise encumbered by promoters, as applicable, shall not be displayed at the time of dissemination on the Stock Exchange website. Also wherever there is 'No' declared by Listed entity in above table the values will be considered as 'Zero' by default on submission of the format of holding of specified securities.

5 The tabular format for disclosure of holding of specified securities is as follows:




Table 1 - Summary Statement holding of specified securities

Category	Category of Shareholder	No of Shareholders	No of fully paid up equity shares held	No of Partly paid-up equity shares held	No of Shares Underlying Depository Receipts	Total No of Shares Held (VII) = (IV)+(V)+(VI)	Shareholding as a % of total no of shares (As a % of (A+B+C2))	Number of Voting Rights held in each class of securities			Total as a % of (A+B+C)	No of Shares Underlying convertible securities (including Warrants)	Shareholding as a % assuming full conversion of convertible Securities (as a percentage of diluted share capital)	Number of Locked in Shares	Number of Shares pledged or otherwise encumbered	As a % of total Shares held	Number of equity shares held in dematerialized form
								Class X	Class Y	Total							
(i)	(ii)	(iii)	(iv)	(v)	(vi)	(vii)	(viii)	No of Voting Rights			(ix)	(x)	(xi)	(xii)	(xiii)	(xiv)	
(A)	Promoter & Promoter Group	1	995000000	0	0	995000000	71.64	995000000	0	995000000	71.64	0	0.00	928356087	93.30	995000000	
(B)	Public	129281	393933497	0	0	393933497	28.36	393933497	0	393933497	28.36	0	0.00	NA	NA	393933497	
(C)	Non Promoter-Non Public	0	0	0	0	0	NA	0	0	0	0.00	0	0.00	NA	NA	0	
(C1)	Shares underlying DRs	0	0	0	0	0	0.00	0	0	0	0.00	0	0.00	NA	NA	0	
(C2)	Shares held by Employees Trusts	0	0	0	0	0	0.00	0	0	0	0.00	0	0.00	NA	NA	0	
<b>Total:</b>		<b>129282</b>	<b>1388933497</b>	<b>0</b>	<b>0</b>	<b>1388933497</b>	<b>100.00</b>	<b>1388933497</b>	<b>0</b>	<b>1388933497</b>	<b>100.00</b>	<b>0</b>	<b>0.00</b>	<b>928356087</b>	<b>66.84</b>	<b>1388929364</b>	





Table II - Statement showing shareholding pattern of the Promoter and Promoter Group

Category	Category & Name of the Shareholder	PAN	No of Shareholders	No of fully paid up equity shares held	No of Partly paid-up equity shares held	No of Shares Underlying Depository Receipts	Total No of Shares Held [(IV)+(V)]	Shareholding as a % of total no of shares (calculated as per SCRR, 1957 (VIII) As a % of (A+B+C2)	Number of Voting Rights held in each class of securities			No of Shares Underlying Outstanding convertible securities (Including Warrants)	Shareholding as a % assuming full conversion of convertible Securities (as a percentage of diluted share capital) [(VII)+(X) As a % of (A+B+C2)]	Number of Locked in Shares	Number of Shares pledged or otherwise encumbered	Number of equity shares held in dematerialized form		
									Class X	Class Y	Total							
	(i)	(ii)	(iii)	(iv)	(v)	(vi)	(vii)	(viii)	No of Voting Rights			(ix)	(x)	(xi)	(xii)	(xiii)	(xiv)	
									Total as a % of (A+B+C)									
(1)	Indian Individuals/Hindu undivided Family		0	0	0	0	0	0.00	0	0	0	0	0.00	0	0	0.00	0	0
(b)	Central Government/State Government(s)		0	0	0	0	0	0.00	0	0	0	0	0.00	0	0	0.00	0	0
(c)	Financial Institutions/Banks		0	0	0	0	0	0.00	0	0	0	0	0.00	0	0	0.00	0	0
(d)	Any Other		0	0	0	0	0	0.00	0	0	0	0	0.00	0	0	0.00	0	0
(2)	JAIPRAKASH ASSOCIATES LIMITED		1	995000000	0	0	995000000	71.64	995000000	0	995000000	0	71.64	0	928356087	93.30	995000000	0
	Sub-Total (A)[1]		1	995000000	0	0	995000000	71.64	995000000	0	995000000	0	71.64	0	928356087	93.30	995000000	0
	Foreign Individuals (Non-Resident Individuals/Foreign Individuals)		0	0	0	0	0	0.00	0	0	0	0	0.00	0	0	0.00	0	0
(a)	Government		0	0	0	0	0	0.00	0	0	0	0	0.00	0	0	0.00	0	0
(b)	Institutions		0	0	0	0	0	0.00	0	0	0	0	0.00	0	0	0.00	0	0
(c)	Foreign Portfolio Investor		0	0	0	0	0	0.00	0	0	0	0	0.00	0	0	0.00	0	0
(d)	Any Other		0	0	0	0	0	0.00	0	0	0	0	0.00	0	0	0.00	0	0
(e)	Sub-Total (A)[2]		0	0	0	0	0	0.00	0	0	0	0	0.00	0	0	0.00	0	0
	Total Shareholding of Promoter and Promoter Group (A)=(A)[1]+(A)[2]		1	995000000	0	0	995000000	71.64	995000000	0	995000000	0	71.64	0	928356087	93.30	995000000	0






Table III - Statement showing shareholding pattern of the Public shareholder

Category	Category & Name of the Shareholder	PAN	No of Shareholders	No of fully paid up equity shares held	No of Party paid-up equity shares held	No of Shares Underlying Depository Receipts	Total No of Shares Held (IV+V+VI)	Shareholding as a % of total no of shares (A+B+C)	Number of Voting Rights held in each class of securities			No of Shares Underlying convertible securities (including Warrants)	Shareholding as a % assuming full conversion of convertible Securities (as a percentage of diluted share capital)	Number of Locked in Shares	Number of Shares pledged or otherwise encumbered	Number of equity shares held in dematerialized form
									Class X	Class Y	Total					
(1)	(2)	(3)	(4)	(5)	(6)	(7)	(8)	(9)	(10)	(11)	(12)	(13)	(14)	(15)	(16)	
(a)	Institutions	(b)	(c)	(d)	(e)	(f)	(g)	(h)	(i)	(j)	(k)	(l)	(m)	(n)	(o)	(p)
(a)	Mutual Funds		0	0	0	0	0	0.00	0	0	0	0.00	0	0.00	NA	0
(b)	Venture Capital Funds		0	0	0	0	0	0.00	0	0	0	0.00	0	0.00	NA	0
(c)	Alternate Investment Funds		0	0	0	0	0	0.00	0	0	0	0.00	0	0.00	NA	0
(d)	Foreign Venture Capital Investors		0	0	0	0	0	0.00	0	0	0	0.00	0	0.00	NA	0
(e)	Foreign Portfolio Investors		26	24116380	0	0	24116380	1.74	0	0	24116380	1.74	0	0.00	NA	24116380
(f)	Financial Institutions/Banks		24	131986659	0	0	131986659	9.50	0	0	131986659	9.50	0	0.00	NA	131986659
(g)	LIFE INSURANCE CORPORATION OF INDIA	AAAC10582H	4	50672952	0	0	50672952	3.65	0	0	50672952	3.65	0	0.00	NA	50672952
(h)	IDBI BANK LTD.	AAAC18842G	1	27592504	0	0	27592504	1.99	0	0	27592504	1.99	0	0.00	NA	27592504
(i)	Insurance Companies		0	0	0	0	0	0.00	0	0	0	0.00	0	0.00	NA	0
(j)	Provident Funds/Pension Funds		0	0	0	0	0	0.00	0	0	0	0.00	0	0.00	NA	0
(k)	Any Other		0	0	0	0	0	0.00	0	0	0	0.00	0	0.00	NA	0
(l)	Sub Total (B)(1)		50	156103039	0	0	156103039	11.24	0	0	156103039	11.24	0	0.00	NA	156103039
(m)	Central Government/State Government(s)/President of India		0	0	0	0	0	0.00	0	0	0	0.00	0	0.00	NA	0
(n)	India		0	0	0	0	0	0.00	0	0	0	0.00	0	0.00	NA	0
(o)	Sub Total (B)(2)		0	0	0	0	0	0.00	0	0	0	0.00	0	0.00	NA	0
(p)	Non-Institutions		0	0	0	0	0	0.00	0	0	0	0.00	0	0.00	NA	0
(q)	i. Individual shareholders holding nominal share capital up to Rs.2 lakhs		126319	89576972	0	0	89576972	6.45	0	0	89576972	6.45	0	0.00	NA	89576972
(r)	ii. Individual shareholders holding nominal share capital in excess of Rs. 2 lakhs		733	56364931	0	0	56364931	4.06	0	0	56364931	4.06	0	0.00	NA	56364931
(s)	Sub Total (B)(3)		126319	89576972	0	0	89576972	6.45	0	0	89576972	6.45	0	0.00	NA	89576972
(t)	Non-Resident Indians		9	619653	0	0	619653	0.04	0	0	619653	0.04	0	0.00	NA	619653
(u)	NRFCs Registered with RBI		1	2777350	0	0	2777350	0.20	0	0	2777350	0.20	0	0.00	NA	2777350
(v)	Employee Trusts		0	0	0	0	0	0.00	0	0	0	0.00	0	0.00	NA	0
(w)	Overseas Depositories (Holding Drs)(Balancing figure)		0	0	0	0	0	0.00	0	0	0	0.00	0	0.00	NA	0
(x)	Any Other		0	0	0	0	0	0.00	0	0	0	0.00	0	0.00	NA	0
(y)	TRUSTS		7	3050	0	0	3050	0.00	0	0	3050	0.00	0	0.00	NA	3050
(z)	NON RESIDENT INDIANS CLEARING MEMBERS		785	3692332	0	0	3692332	0.27	0	0	3692332	0.27	0	0.00	NA	3692332
(aa)	NON RESIDENT INDIAN NON REPATRIABLE BODIES CORPORATES		127	986333	0	0	986333	0.07	0	0	986333	0.07	0	0.00	NA	986333
(ab)	BENNETT, COLEMAN AND COMPANY LIMITED	AAACB4373Q	277	851779	0	0	851779	0.06	0	0	851779	0.06	0	0.00	NA	851779
(ac)	Sub Total (B)(4)		973	82958058	0	0	82958058	5.97	0	0	82958058	5.97	0	0.00	NA	82958058
(ad)	Sub Total (B)(5)		1	14958980	0	0	14958980	1.08	0	0	14958980	1.08	0	0.00	NA	14958980
(ae)	Total Public Shareholding (B) = (B)(1)+(B)(2)+(B)(3)		129281	237830458	0	0	237830458	17.12	0	0	237830458	17.12	0	0.00	NA	237830458
(af)	Total Public Shareholding (B) = (B)(1)+(B)(2)+(B)(3)		129281	393933497	0	0	393933497	28.36	0	0	393933497	28.36	0	0.00	NA	393933497

**Table III A- Details of the Shareholders acting as Persons in Concert, including their Shareholding:**

Name of Shareholder	Name of PAC	No of shares	Holding%
LIFE INSURANCE CORPORATION OF INDIA	LIC OF INDIA MARKET PLUS 1 GROWTH FUND	10000000	0.72
	LIC OF INDIA PROFIT PLUS GROWTH FUND	5000000	0.36
	LIC OF INDIA WEALTH PLUS FUND	4900000	0.35
<b>Total:</b>		<b>19900000</b>	<b>1.43</b>

**Table III B- Details of Shares which remain unclaimed may be given hear along with**

No of Shareholders	No of shares
91	16850




Table IV - Statement showing shareholding pattern of the Non Promoter - Non Public Shareholder

Category	Category & Name of the Shareholder	PAN	No of Shareholders	No of fully paid up equity shares held	No of Partly paid-up equity shares held	No of Shares Underlying Depository Receipts	Total No of Shares Held (IV+V+VI)	Shareholding as a % of total no of shares (A+B+C2)	Number of Voting Rights held in each class of securities			No of Shares Underlying convertible securities (including Warrants)	Shareholding as a % assuming full conversion of convertible Securities (as a percentage of diluted share capital)	Number of Locked in Shares		Number of Shares pledged or otherwise encumbered	Number of equity shares held in dematerialized form
									Class X	Class Y	Total			No.	As a % of total Shares held		
(1)	Custodian/DR Holder	(II)	(III)	(IV)	(V)	(VI)	(VII)	(VIII)			(IX)	(X)	(XI)	(XII)		(XIII)	(XIV)
(2)	Employee Benefit Trust (under SEBI (Share based Employee Benefit) Regulations, 2014)			0	0	0	0	0.00			0	0	0.00	0	0.00	NA	NA
				0	0	0	0	0.00			0	0	0.00	0	0.00	NA	NA
	<b>Total Non-Promoter-Non Public Shareholding (C) = (C1)+(C2)</b>			0	0	0	0	0.00			0	0	0.00	0	0.00		0

