

**SHAREHOLDING PATTERN UNDER REGULATION 31 OF SEBI (LISTING OBLIGATIONS AND DISCLOSURE REQUIREMENTS) REGULATIONS, 2015**

1.	Name of Listed Entity: <b>JAYPEE INFRA TECH LIMITED</b>
2.	Scrip Code/Name of Scrip/Class of Security: <b>BSE-533207,NSE-JPINFRATEC/ JAYPEE INFRA TECH LIMITED/ EQUITY (CLASS X)</b>
3.	Share Holding Pattern Filed under: <b>Reg-31(1)(a)/Reg.31(1)(b)/Reg.31(1)(c)</b>
	a. if under 31(1)(b) then indicate the <b>report for quarter ending 31.12.2016</b>
	b. if under 31(1)(c) then indicate date of allotment/extinguishment: <b>N.A</b>

4. **Declaration** : The Listed entity is required to submit the following declaration to the extent of submission of information:

Particulars	YES*	NO*
a Whether the Listed Entity has issued any partly paid up shares		NO
b Whether the Listed Entity has issued any Convertible Securities or Warrants?		NO
c Whether the Listed Entity has any shares against which depository receipts are issued?		NO
d Whether the Listed Entity has any shares in locked-in?		NO
e Whether any shares held by promoters are pledge or otherwise encumbered?	YES	

\*if the Listed Entity selects the option 'NO' for the questions above, the columns for the partly paid up shares, Outstanding Convertible Securities/Warrants, depository receipts, locked-in shares, No of shares pledged or otherwise encumbered by promoters, as applicable, shall not be displayed at the time of dissemination on the Stock Exchange website. Also wherever there is 'No' declared by Listed entity in above table the values will be considered as 'Zero' by default on submission of the format of holding of specified securities.

5 The tabular format for disclosure of holding of specified securities is as follows:




Table I - Summary Statement holding of specified securities

Category	Category of Shareholder	No of Shareholders	No of fully paid up equity shares held	No of Partly paid-up equity shares held	No of Shares Underlying Depository Receipts	Total No of Shares Held (VII) = (IV)+(V)+(VI)	Shareholding as a % of total no of shares (As a % of (A+B+C2))	Number of Voting Rights held in each class of securities			No of Shares Underlying convertible securities (Including Warrants)	Shareholding as a % assuming full conversion of convertible Securities (as a percentage of diluted share capital)	Number of Locked in Shares		Number of Shares pledged or otherwise encumbered	Number of equity shares held in dematerialized form
								Class X	Class Y	Total			No.	As a % of total Shares held		
(I)	(II)	(III)	(IV)	(V)	(VI)	(VII)	(VIII)	(IX)	(X)	(XI)	(XII)	(XIII)	(XIV)	(XV)	(XVI)	
(A)	Promoter & Promoter Group	1	995000000	0	0	995000000	71.64	0	995000000	0	71.64	0	0.00	928356087	95.30	995000000
(B)	Public	131740	393933497	0	0	393933497	28.36	0	393933497	0	28.36	0	0.00	NA	NA	393933497
(C)	Non Promoter-Non Public	0	0	0	0	0	NA	0	0	0	NA	0	0.00	NA	NA	0
(C1)	Shares underlying Dbs	0	0	0	0	0	0.00	0	0	0	0.00	0	0.00	NA	NA	0
(C2)	Shares held by Employee Trusts	0	0	0	0	0	0.00	0	0	0	0.00	0	0.00	NA	NA	0
Total:		131741	1388933497	0	0	1388933497	100.00	0	1388933497	0	100.00	0	0.00	928356087	66.84	1388933497



Table II - Statement showing shareholding pattern of the Promoter and Promoter Group

Category	Category & Name of the Shareholder	PAN	No of Shareholders	No of fully paid up equity shares held	No of Partly paid-up equity shares held	No of Shares Underlying Depository Receipts	Total No of Shares Held (IV+V+VI)	Shareholding as a % of total no of shares (calculated as per SCRR, 1957 (VIII) As a % of (A+B+C2))	Number of Voting Rights held in each class of securities			Total as a % of (A+B+C)	No of Shares Underlying convertible securities (Including Warrants)	Shareholding as a % assuming full conversion of convertible Securities (as a percentage of diluted share capital) (VII)+(X) As a % of (A+B+C2)	Number of Locked in Shares		Number of Shares pledged or otherwise encumbered	Number of equity shares held in dematerialized form
									Class X	Class Y	Total				No.	As a % of total Shares held		
	(i)	(ii)	(iii)	(iv)	(v)	(vi)	(vii)	(viii)	(ix)			(x)	(xi)	(xii)	(xiii)	(xiv)		
(1)	Indian																	
(a)	Individuals/Hindu undivided Family		0	0	0	0	0	0.00	0	0	0	0.00	0	0.00	0	0.00	0	
(b)	Central Government/State Government(s)		0	0	0	0	0	0.00	0	0	0	0.00	0	0.00	0	0.00	0	
(c)	Financial Institutions/Banks		0	0	0	0	0	0.00	0	0	0	0.00	0	0.00	0	0.00	0	
(d)	Any Other		1	995000000	0	995000000	995000000	71.64	995000000	0	995000000	71.64	0	71.64	0	928356087	95.30	
	JAI PRAKASH ASSOCIATES LIMITED	AABCB1562A	1	995000000	0	995000000	995000000	71.64	995000000	0	995000000	71.64	0	71.64	0	928356087	95.30	
	Sub-Total (A)[1]		1	995000000	0	995000000	995000000	71.64	995000000	0	995000000	71.64	0	71.64	0	928356087	95.30	
(2)	Foreign																	
(a)	Individuals (Non-Resident Individuals/Foreign Individuals)		0	0	0	0	0	0.00	0	0	0	0.00	0	0.00	0	0.00	0	
(b)	Government		0	0	0	0	0	0.00	0	0	0	0.00	0	0.00	0	0.00	0	
(c)	Institutions		0	0	0	0	0	0.00	0	0	0	0.00	0	0.00	0	0.00	0	
(d)	Foreign Portfolio Investor		0	0	0	0	0	0.00	0	0	0	0.00	0	0.00	0	0.00	0	
(e)	Any Other		0	0	0	0	0	0.00	0	0	0	0.00	0	0.00	0	0.00	0	
	Sub-Total (A)[2]		0	0	0	0	0	0.00	0	0	0	0.00	0	0.00	0	0.00	0	
	Total Shareholding of Promoter and Promoter Group (A)=(A)[1]+(A)[2]		1	995000000	0	995000000	995000000	71.64	995000000	0	995000000	71.64	0	71.64	0	928356087	95.30	





Table III - Statement showing shareholding pattern of the Public shareholder

Category	Category & Name of the Shareholder	PAN	No of Shareholders	No of fully paid up equity shares held	No of Partly paid-up equity shares held	No of Shares Underlying Depository Receipts	Total No of Shares Held (IV+V+VI)	Shareholding as a % of total no of shares (A+B+C2)	Number of Voting Rights securities			No of Shares Underlying convertible securities (including Warrants)	Shareholding as a % assuming full conversion of convertible Securities (as a percentage of diluted share capital)	Number of Locked in Shares		Number of Shares pledged or otherwise encumbered	Number of equity shares held in dematerialized form
									Class X	Class Y	Total			No.	As a % of total Shares held		
	(I)	(II)	(III)	(IV)	(V)	(VI)	(VII)	(VIII)	(IX)			(X)	(XI)	(XII)	(XIII)	(XIV)	
(1)	Institutions																
(a)	Mutual Funds		0	0	0	0	0	0.00	0	0	0	0	0.00	0	0.00	NA	0
(b)	Venture Capital Funds		0	0	0	0	0	0.00	0	0	0	0	0.00	0	0.00	NA	0
(c)	Alternate Investment Funds		0	0	0	0	0	0.00	0	0	0	0	0.00	0	0.00	NA	0
(d)	Foreign Venture Capital Investors		0	0	0	0	0	0.00	0	0	0	0	0.00	0	0.00	NA	0
(e)	Foreign Portfolio Investors		24	20984929	0	0	20984929	1.51	0	0	0	0	0.00	0	0.00	NA	20984929
(f)	Financial Institutions/Banks		23	135919488	0	0	135919488	9.79	0	0	0	0	0.00	0	0.00	NA	135919488
	LIFE INSURANCE CORPORATION OF INDIA	AAACLOS82H	4	50672952	0	0	50672952	3.65	0	0	0	0	0.00	0	0.00	NA	50672952
	IDBI BANK LTD.	AABCIB842G	1	27953893	0	0	27953893	2.01	0	0	0	0	0.00	0	0.00	NA	27953893
(g)	Insurance Companies		0	0	0	0	0	0.00	0	0	0	0	0.00	0	0.00	NA	0
(h)	Provident Funds/Pension Funds		0	0	0	0	0	0.00	0	0	0	0	0.00	0	0.00	NA	0
(i)	Any Other		0	0	0	0	0	0.00	0	0	0	0	0.00	0	0.00	NA	0
	Sub Total (B)(1)		47	156904417	0	0	156904417	11.30	0	0	0	0	11.30	0	0.00	NA	156904417
(2)	Central Government/State Government(s)/President of India		0	0	0	0	0	0.00	0	0	0	0	0.00	0	0.00	NA	0
	Sub Total (B)(2)		0	0	0	0	0	0.00	0	0	0	0	0.00	0	0.00	NA	0
(3)	Non-Institutions																
(a)	i. Individual shareholders holding nominal share capital up to Rs. 2 lakhs		128792	90960818	0	0	90960818	6.55	0	0	0	0	6.55	0	0.00	NA	90960818
	ii. Individual shareholders holding nominal share capital in excess of Rs. 2 Lakhs		753	56247742	0	0	56247742	4.05	0	0	0	0	4.05	0	0.00	NA	56247742
(b)	NBFCs Registered with RBI		7	487053	0	0	487053	0.04	0	0	0	0	0.04	0	0.00	NA	487053
(c)	Employee Trusts		1	2777350	0	0	2777350	0.20	0	0	0	0	0.20	0	0.00	NA	2777350
(d)	Overseas Depositories (Holding DRs) (Balancing figure)		0	0	0	0	0	0.00	0	0	0	0	0.00	0	0.00	NA	0
(e)	Any Other		0	0	0	0	0	0.00	0	0	0	0	0.00	0	0.00	NA	0
	TRUSTS		7	3050	0	0	3050	0.00	0	0	0	0	0.00	0	0.00	NA	3050
	NON RESIDENT INDIANS		801	4689294	0	0	4689294	0.34	0	0	0	0	0.34	0	0.00	NA	4689294
	CLEARING MEMBERS		101	516543	0	0	516543	0.04	0	0	0	0	0.04	0	0.00	NA	516543
	NON RESIDENT INDIAN-NON REPATRIABLE		265	803903	0	0	803903	0.06	0	0	0	0	0.06	0	0.00	NA	803903
	BODIES CORPORATES		966	80543327	0	0	80543327	5.80	0	0	0	0	5.80	0	0.00	NA	80543327
	Sub Total (B)(3)		131693	237029080	0	0	237029080	17.07	0	0	0	0	17.07	0	0.00	NA	237029080
	Total Public Shareholding (B) = (B)(1)+(B)(2)+(B)(3)		131740	393933497	0	0	393933497	28.36	0	0	0	0	28.36	0	0.00	NA	393933497



**Table III A- Details of the Shareholders acting as Persons in Concert, including their Shareholding:**

Name of Shareholder	Name of PAC	No of shares	Holding%
LIFE INSURANCE CORPORATION OF INDIA	LIC OF INDIA MARKET PLUS 1 GROWTH FUND	10000000	0.72
	LIC OF INDIA PROFIT PLUS GROWTH FUND	5000000	0.36
	LIC OF INDIA WEALTH PLUS FUND	4900000	0.35
<b>Total:</b>		<b>19900000</b>	<b>1.43</b>

**Table III B- Details of Shares which remain unclaimed may be given hear along with details such as number of shareholders, outstanding shares held in demat/unclaimed suspense account**

No of Shareholders	No of shares
91	16850




Table IV - Statement showing shareholding pattern of the Non Promoter - Non Public Shareholder

Category	Category & Name of the Shareholder	PAN	No of Shareholders	No of fully paid up equity shares held	No of Partly paid-up equity shares held	No of Shares Underlying Depository Receipts	Total No of Shares Held (IV+V+VI)	Shareholding as a % of total no of shares (A+B+C2)	Number of Voting Rights held in each class of securities			No of Shares Underlying convertible securities (including Warrants)	Shareholding as a % assuming full conversion of convertible securities (as a percentage of diluted share capital)	Number of Locked in Shares		Number of Shares pledged or otherwise encumbered	Number of equity shares held in dematerialized form
									No of Voting Rights Class X	Class Y	Total			No. As a % of total Shares held	No. As a % of total Shares held		
(1)	(1)	(II)	(III)	(IV)	(V)	(VI)	(VII)	(VIII)	(IX)			(X)	(XI)	(XII)	(XIII)	(XIV)	
(1)	Custodian/DR Holder		0	0	0	0	0	0.00	0	0	0	0	0.00	0	0.00	NA	0
(2)	Employee Benefit Trust (under SEBI (Share based Employee Benefit) Regulations, 2014)		0	0	0	0	0	0.00	0	0	0	0	0.00	0	0.00	NA	0
	<b>Total Non-Promoter-Non Public Shareholding (C) = (C1)+(C2)</b>		<b>0</b>	<b>0</b>	<b>0</b>	<b>0</b>	<b>0</b>	<b>0.00</b>	<b>0</b>	<b>0</b>	<b>0</b>	<b>0</b>	<b>0.00</b>	<b>0</b>	<b>0.00</b>		<b>0</b>

