


**(1)(a) STATEMENT SHOWING SHAREHOLDING PATTERN IN CLAUSE-35**


NAME OF THE COMPANY: JAYPEE INFRA TECH LIMITED		Name of the Scrip: JPINFRA TEC	
SCRIP CODE:	533207		
Class of Security:	EQUITY		
QUARTER ENDED:	31/03/2015		
Partly paid-up shares	No. of partly paid-up shares	As a % of total no. of partly paid-up shares	As a % of total no. of shares of the Company.
Held by promoter/promoter group	0	0	0
Held by Public	0	0	0
<b>Total:</b>	<b>0</b>	<b>0</b>	<b>0</b>
Outstanding convertible securities:	No. of outstanding securities	As a % of total no. of outstanding convertible securities.	As a % of total no. of shares of the Company assuming full conversion of the convertible securities
Held by promoter/promoter group	0	0	0
Held by Public	0	0	0
<b>Total:</b>	<b>0</b>	<b>0</b>	<b>0</b>
Warrants:	No. of warrants	As a % of total no. of warrants	As a % of total no. of shares of the Company, assuming full conversion of warrants
Held by promoter/promoter group	0	0	0
Held by Public	0	0	0
<b>Total:</b>	<b>0</b>	<b>0</b>	<b>0</b>
<b>Total paid-up capital of the Company, assuming full conversion of warrants and convertible securities</b>	<b>1388933497</b>	<b>0</b>	<b>100.00</b>




CATEGORY CODE	CATEGORY OF SHAREHOLDER	NO OF SHAREHOLDERS (III)	TOTAL NUMBER OF SHARES (IV)	NO OF SHARES HELD IN DEMATERIALIZED FORM (V)	TOTAL SHAREHOLDING AS A % OF TOTAL NO OF SHARES			SHARES PLEDGED OR OTHERWISE ENCUMBERED (VIII)	AS a PERCENTAGE (IX)=[(VIII)/(IV)*100
					AS a PERCENTAGE of (A+B) (VI)	As a PERCENTAGE of (A+B+C) (VII)	PERCENTAGE OF SHARES (A+B+C)		
(A)	(ii) PROMOTER AND PROMOTER GROUP								
(1)	INDIAN								
(a)	Individual /HUF	0	0	0	0.00	0.00	0	0.00	
(b)	Central Government/State Government(s)	0	0	0	0.00	0.00	0	0.00	
(c)	Bodies Corporate	3	995000000	995000000	71.64	71.64	928356087	93.30	
(d)	Financial Institutions / Banks	0	0	0	0.00	0.00	0	0.00	
(e)	Others	0	0	0	0.00	0.00	0	0.00	
	<b>Sub-Total A(1) :</b>	<b>3</b>	<b>995000000</b>	<b>995000000</b>	<b>71.64</b>	<b>71.64</b>	<b>928356087</b>	<b>93.30</b>	
(2)	FOREIGN								
(a)	Individuals (NRIs/Foreign Individuals)	0	0	0	0.00	0.00	0	0.00	
(b)	Bodies Corporate	0	0	0	0.00	0.00	0	0.00	
(c)	Institutions	0	0	0	0.00	0.00	0	0.00	
(d)	Qualified Foreign Investor	0	0	0	0.00	0.00	0	0.00	
(e)	Others	0	0	0	0.00	0.00	0	0.00	
	<b>Sub-Total A(2) :</b>	<b>0</b>	<b>0</b>	<b>0</b>	<b>0.00</b>	<b>0.00</b>	<b>0</b>	<b>0.00</b>	
	<b>Total A=A(1)+A(2)</b>	<b>3</b>	<b>995000000</b>	<b>995000000</b>	<b>71.64</b>	<b>71.64</b>	<b>928356087</b>	<b>93.30</b>	
(B)	PUBLIC SHAREHOLDING								
(1)	INSTITUTIONS								
(a)	Mutual Funds /JTI	1	5955	5955	0.00	0.00			
(b)	Financial Institutions /Banks	24	146781366	146781366	10.57	10.57			
(c)	Central Government / State Government(s)	0	0	0	0.00	0.00			
(d)	Venture Capital Funds	0	0	0	0.00	0.00			
(e)	Insurance Companies	0	0	0	0.00	0.00			
(f)	Foreign Institutional Investors	41	68765009	68765009	4.95	4.95			
(g)	Foreign Venture Capital Investors	0	0	0	0.00	0.00			



CATEGORY CODE	CATEGORY OF SHAREHOLDER	NO OF SHAREHOLDERS (III)	TOTAL NUMBER OF SHARES (IV)	NO OF SHARES HELD IN DEMATERIALIZED FORM (V)	TOTAL SHAREHOLDING AS A % OF TOTAL NO OF SHARES			SHARES PLEDGE OR OTHERWISE ENCUMBERED
					AS a PERCENTAGE of (A+B) (VI)	As a PERCENTAGE of (A+B+C) (VII)	NUMBER OF SHARES (VIII)	
(i)	(ii)							
(h)	Qualified Foreign Investor	0	0	0	0.00	0.00		
(i)	Others	0	0	0	0.00	0.00		
	<b>Sub-Total B(1) :</b>	<b>66</b>	<b>215552330</b>	<b>215552330</b>	<b>15.52</b>	<b>15.52</b>		
(2)	NON-INSTITUTIONS							
(a)	Bodies Corporate	1184	75688572	75688572	5.45	5.45		
(b)	Individuals							
	(i) Individuals holding nominal share capital upto Rs.1 lakh	132469	68915891	68913863	4.96	4.96		
	(ii) Individuals holding nominal share capital in excess of Rs.1 lakh	867	28580076	28580076	2.06	2.06		
(c)	Others							
	CLEARING MEMBERS	108	1611481	1611481	0.12	0.12		
	NON RESIDENT INDIANS	1103	3582197	3582197	0.26	0.26		
	TRUSTS	6	2950	2950	0.00	0.00		
(d)	Qualified Foreign Investor	0	0	0	0.00	0.00		
	<b>Sub-Total B(2) :</b>	<b>135737</b>	<b>178381167</b>	<b>178379139</b>	<b>12.84</b>	<b>12.84</b>		
	<b>Total B=B(1)+B(2) :</b>	<b>135803</b>	<b>393933497</b>	<b>393931469</b>	<b>28.36</b>	<b>28.36</b>		
	Total (A+B) :	135806	1388933497	1388931469	100.00	100.00		
(C)	Shares held by custodians, against which Depository Receipts have been issued							
(1)	Promoter and Promoter Group							
(2)	Public	0	0	0	0.00	0.00		
	<b>GRAND TOTAL (A+B+C) :</b>	<b>135806</b>	<b>1388933497</b>	<b>1388931469</b>	<b>100.00</b>	<b>0.00</b>	<b>928356087</b>	<b>66.84</b>



(I)(b) Statement showing holding of securities (including shares, warrants, convertible securities) of persons belonging to the category "Promoter and Promoter Group"													
Sr.No	Name of the Shareholder	Details of Shares held			Encumbered shares (*)			Details of Warrants			Details of convertible securities		underlying shares assuming full conversion of warrants and convertible securities) as a % of diluted share
		No. of Shares held (iii)	As a % of grand total (A)+(B)+(C) (iv)	Pledge Shares (v)	AS a percentage (vi)=(v)/(iii)*100 (vii)	AS a % of grand total (A) + (B) + (C) of sub-clause (i)(a) (viii)	Number of warrants held (viii)	As a % total number of warrants of the same class (ix)	Number of convertible securities held (x)	As a % total number of convertible securities of the same class (xi)		(xii)	
1	JAIPRAKASH ASSOCIATES LIMITED	617540000	44.46	550896087	89.21	39.66	0	0.00	0	0.00	0	0.00	44.46
2	JAIPRAKASH ASSOCIATES LIMITED	257460000	18.54	257460000	100.00	18.54	0	0.00	0	0.00	0	0.00	18.54
3	JAIPRAKASH ASSOCIATES LIMITED	120000000	8.64	120000000	100.00	8.64	0	0.00	0	0.00	0	0.00	8.64
<b>TOTAL :</b>		<b>995000000</b>	<b>71.64</b>	<b>928356087</b>	<b>93.30</b>	<b>66.84</b>	<b>0</b>	<b>0.00</b>	<b>0</b>	<b>0.00</b>	<b>0</b>	<b>0.00</b>	<b>71.64</b>



Statement showing holding of securities (including shares, warrants, convertible securities) of persons belonging to the category "Public" and holding more than 1% of the total number of shares									
(i)(c)(i) Sr. No.	Name of the shareholder	Number of shares held	Shares as a percentage of total number of shares (i.e., Grant total (A)+(B)+(C) indicated in Statement at para (i)(a) above)	Details of warrants		Details of convertible securities		Total shares (including underlying shares assuming full conversion of warrants and convertible securities) as a % of diluted share capital)	
				Number of warrants held	As a % total number of warrants of the same class	Number of convertible securities held	% w.r.t total number of convertible securities of the same class		
1	LIFE INSURANCE CORPORATION OF INDIA	30772952	2.22	0	0.00	0	0.00	2.22	
2	IDBI BANK LTD.	27953893	2.01	0	0.00	0	0.00	2.01	
3	ICICI BANK LIMITED	24278892	1.75	0	0.00	0	0.00	1.75	
4	PLATINUM ASIA FUND	18481345	1.33	0	0.00	0	0.00	1.33	
5	PLATINUM INTERNATIONAL FUND	18162108	1.31	0	0.00	0	0.00	1.31	
<b>TOTAL :</b>				<b>119649190</b>	<b>0</b>	<b>0</b>	<b>0.00</b>	<b>8.61</b>	

