


(1)(a) STATEMENT SHOWING SHAREHOLDING PATTERN IN CLAUSE-35


NAME OF THE COMPANY: JAYPEE INFRA TECH LIMITED		Name of the Scrip: JPINFRA TEC	
SCRIP CODE:	533207		
Class of Security:	EQUITY		
QUARTER ENDED:	30/06/2015		
Partly paid-up shares	No. of partly paid-up shares	As a % of total no. of partly paid-up shares	As a % of total no. of shares of the Company.
Held by promoter/promoter group	0	0	0
Held by Public	0	0	0
Total:	0	0	0
Outstanding convertible securities:	No. of outstanding securities	As a % of total no. of outstanding convertible securities.	As a % of total no. of shares of the Company assuming full conversion of the convertible securities
Held by promoter/promoter group	0	0	0
Held by Public	0	0	0
Total:	0	0	0
Warrants:	No. of warrants	As a % of total no. of warrants	As a % of total no. of shares of the Company, assuming full conversion of warrants
Held by promoter/promoter group	0	0	0
Held by Public	0	0	0
Total:	0	0	0
Total paid-up capital of the Company, assuming full conversion of warrants and convertible securities	1388933497	0	100.00



CATEGORY CODE	CATEGORY OF SHAREHOLDER	NO OF SHAREHOLDERS (III)	TOTAL NUMBER OF SHARES (IV)	NO OF SHARES HELD IN DEMATERIALIZED FORM (V)	TOTAL SHAREHOLDING AS A % OF TOTAL NO OF SHARES		SHARES PLEDGE OR OTHERWISE ENCUMBERED
					As a PERCENTAGE of (A+B) (VI)	As a PERCENTAGE of (A+B+C) (VII)	
(I)	(II)	(III)	(IV)	(V)	(VI)	(VII)	(VIII)
(A)	PROMOTER AND PROMOTER GROUP						(IX)=(VII)/(IV)*100
(1)	INDIAN						
(a)	Individual /HUF	0	0	0	0.00	0.00	0.00
(b)	Central Government/State Government(s)	0	0	0	0.00	0.00	0.00
(c)	Bodies Corporate	3	995000000	995000000	71.64	71.64	928356087
(d)	Financial Institutions / Banks	0	0	0	0.00	0.00	0.00
(e)	Others	0	0	0	0.00	0.00	0.00
	Sub-Total A(1) :	3	995000000	995000000	71.64	71.64	928356087
(2)	FOREIGN						
(a)	Individuals (NRIs/Foreign Individuals)	0	0	0	0.00	0.00	0.00
(b)	Bodies Corporate	0	0	0	0.00	0.00	0.00
(c)	Institutions	0	0	0	0.00	0.00	0.00
(d)	Qualified Foreign Investor	0	0	0	0.00	0.00	0.00
(e)	Others	0	0	0	0.00	0.00	0.00
	Sub-Total A(2) :	0	0	0	0.00	0.00	0.00
	Total A=A(1)+A(2)	3	995000000	995000000	71.64	71.64	928356087
(B)	PUBLIC SHAREHOLDING						
(1)	INSTITUTIONS						
(a)	Mutual Funds /UTI	1	5868	5868	0.00	0.00	0.00
(b)	Financial Institutions /Banks	24	146980206	146980206	10.58	10.58	0.00
(c)	Central Government / State Government(s)	0	0	0	0.00	0.00	0.00
(d)	Venture Capital Funds	0	0	0	0.00	0.00	0.00
(e)	Insurance Companies	0	0	0	0.00	0.00	0.00
(f)	Foreign Institutional Investors	42	68707681	68707681	4.95	4.95	0.00
(g)	Foreign Venture Capital Investors	0	0	0	0.00	0.00	0.00




CATEGORY CODE	CATEGORY OF SHAREHOLDER (II)	NO OF SHAREHOLDERS (III)	TOTAL NUMBER OF SHARES (IV)	NO OF SHARES HELD IN DEMATERIALIZED FORM (V)	TOTAL SHAREHOLDING AS A % OF TOTAL NO OF SHARES		SHARES PLEDGE OR OTHERWISE ENCUMBERED
					AS a PERCENTAGE of (A+B) (VI)	As a PERCENTAGE of (A+B+C) (VII)	
(1)							
(h)	Qualified Foreign Investor	0	0	0	0.00	0.00	
(i)	Others	0	0	0	0.00	0.00	
	Sub-Total B(1) :	67	215693755	215693755	15.53	15.53	
(2)	NON-INSTITUTIONS						
(a)	Bodies Corporate	1193	70028867	70028867	5.04	5.04	
(b)	Individuals						
	(i) Individuals holding nominal share capital upto Rs.1 lakh	131852	70188356	70052328	5.05	5.05	
	(ii) Individuals holding nominal share capital in excess of Rs.1 lakh						
(c)	Others	991	32361393	32361393	2.33	2.33	
	CLEARING MEMBERS	225	1968185	1968185	0.14	0.14	
	NON RESIDENT INDIANS	1139	3689991	3689991	0.27	0.27	
	TRUSTS	6	2950	2950	0.00	0.00	
(d)	Qualified Foreign Investor	0	0	0	0.00	0.00	
	Sub-Total B(2) :	135406	178233742	178103714	12.83	12.83	
	Total B=B(1)+B(2) :	135473	393933497	393797469	28.36	28.36	
	Total (A+B) :	135476	1388933497	1388797469	100.00	100.00	
(C)	Shares held by custodians, against which Depository Receipts have been issued						
(1)	Promoter and Promoter Group						
(2)	Public	0	0	0	0.00	0.00	
	GRAND TOTAL (A+B+C) :	135476	1388933497	1388797469	100.00	0.00	928356087
							66.84



(f)(b) Statement showing holding of securities (including shares, warrants, convertible securities) of persons belonging to the category "Promoter and Promoter Group"

Sr.No	Name of the Shareholder	Details of Shares held		Encumbered shares (*)		Details of Warrants			Details of convertible securities		Total Shares (including underlying shares assuming full conversion of warrants and convertible securities) as a % of diluted share capital
		No. of Shares held	As a % of grand total (A)+(B)+(C)	Pledge Shares	AS a percentage	AS a % of grand total (A) + (B) + (C) of sub-clause (I)(a)	Number of warrants held	As a % total number of warrants of the same class	Number of convertible securities held	As a % total number of convertible securities of the same class	
(i)	(ii)	(iii)	(iv)	(v)	(vi)=(v)/(iii)*100	(vii)	(viii)	(ix)	(x)	(xi)	(xii)
1	JAIPRAKASH ASSOCIATES LIMITED	617540000	44.46	550896087	89.21	39.66	0	0.00	0	0.00	44.46
2	JAIPRAKASH ASSOCIATES LIMITED	257460000	18.54	257460000	100.00	18.54	0	0.00	0	0.00	18.54
3	JAIPRAKASH ASSOCIATES LIMITED	120000000	8.64	120000000	100.00	8.64	0	0.00	0	0.00	8.64
	TOTAL :	995000000	71.64	928356087	93.30	66.84	0	0.00	0	0.00	71.64



(i)(c)(i) Sr.No.	Statement showing holding of securities (including shares, warrants, convertible securities) of persons belonging to the category "Public" and holding more than 1% of the total number of securities					Total shares (including underlying shares assuming full conversion of warrants and convertible securities) as a % of diluted share capital		
	Name of the shareholder	Number of shares held	Shares as a percentage of total number of shares {i.e., Grant total (A)+(B)+(C) indicated in Statement at para (i)(a) above}	Details of warrants			Details of convertible securities	
				Number of warrants held	As a % total number of warrants of the same class	Number of convertible securities held	% w.r.t total number of convertible securities of the same class	
1	LIFE INSURANCE CORPORATION OF INDIA	30772952	2.22	0	0.00	0	0.00	2.22
2	IDBI BANK LTD.	27953893	2.01	0	0.00	0	0.00	2.01
3	ICICI BANK LIMITED	24278892	1.75	0	0.00	0	0.00	1.75
4	PLATINUM ASIA FUND	18481345	1.33	0	0.00	0	0.00	1.33
5	PLATINUM INTERNATIONAL FUND	18162108	1.31	0	0.00	0	0.00	1.31
	TOTAL :	119649190	8.61	0	0.00	0	0.00	8.61

